


Introductory Chemistry
Chem 103

Chapter 4 – Light and Electronic Structure

Lecture Slides



The Electromagnetic Spectrum

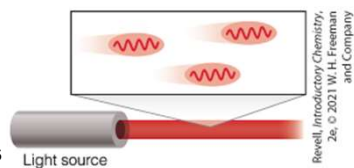


Photo credits clockwise from top left: Anna_OmDeposit Photos; Gerard D. Tang / TangPhoto Stock; Kevin Revell

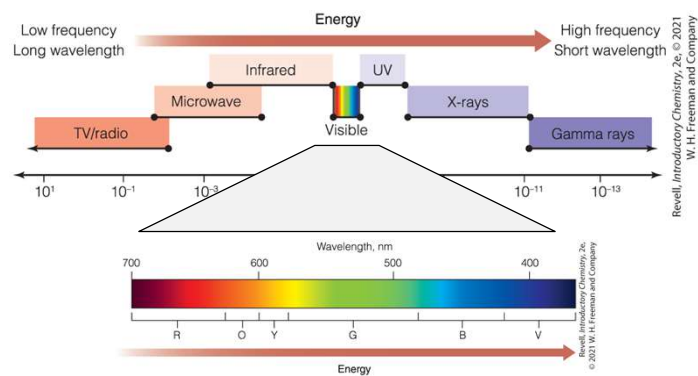
What is Light?

electromagnetic radiation

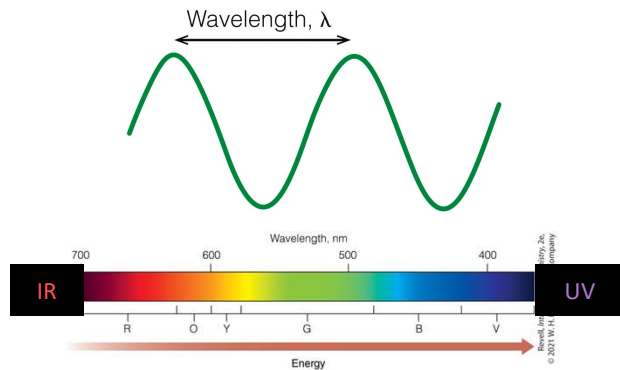
- a form of energy
- travels in waves
- exists in increments called **photons**



The Electromagnetic Spectrum



Wavelength



Describing Electromagnetic Waves

wavelength (λ) – The length of one wave

frequency (ν) – The number of waves per second

1 wave/second = 1 hertz (Hz)

10,000 Hz

10,000/s

10,000 s⁻¹

Describing Electromagnetic Waves, Continued

\downarrow wavelength
 \uparrow frequency
 }
inversely related

$$c = \lambda \nu$$

speed of light = wavelength x frequency

$$\frac{m}{s} = m \times \frac{1}{s}$$

c = speed of light = 3.00×10^8 m/s

Example of Describing Electromagnetic Waves

A beam of green light has a wavelength of 500 nm.

What is the frequency of this light?

$$c = \lambda \nu$$

$$c = 3.00 \times 10^8 \text{ m/s}$$

$$\frac{c}{\lambda} = \nu$$

$$\lambda = 500 \text{ nm} = 500 \times 10^{-9} \text{ m}$$

$$\frac{3.00 \times 10^8 \text{ m/s}}{500 \times 10^{-9} \text{ m}} = \nu$$

$$1 \text{ nm} = 10^{-9} \text{ m}$$

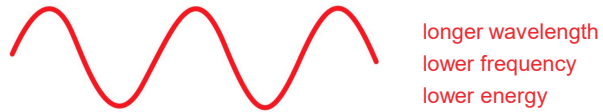
$$\nu = ?$$

units: 1/s = Hz

$$6 \times 10^{14} \text{ Hz} = \nu$$

Frequency and Wavelength

The energy of light depends on its frequency and wavelength.



Energy of a photon:



$$E = h\nu$$

energy \nearrow \nwarrow frequency

Planck's constant
= $6.63 \times 10^{-34} \text{ J}\cdot\text{s}$

$$\nu = c/\lambda$$

$$E = hc/\lambda$$

Example of Photon Energy

A photon has a frequency of $7.50 \times 10^{14} \text{ Hz}$. What is the wavelength of this light? What color is this light? What is the energy of the photon?

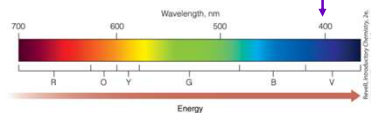
$$c = \lambda\nu$$

$$\frac{c}{\nu} = \lambda$$

$$\frac{3.00 \times 10^8 \text{ m/s}}{7.50 \times 10^{14} / \text{s}} = \lambda$$

$$4.00 \times 10^{-7} \text{ m} = \lambda$$

$$= 400 \text{ nm} \quad \text{violet}$$

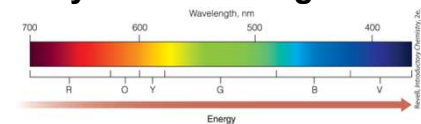


$$E = h\nu$$

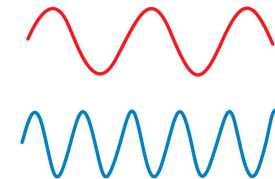
$$E = (6.63 \times 10^{-34} \text{ J}\cdot\text{s})(7.50 \times 10^{14} / \text{s})$$

$$E = 4.97 \times 10^{-19} \text{ J}$$

Summary of Electromagnetic Waves



- Light is a form of electromagnetic radiation
- We describe light by its
 - frequency (ν)
 - wavelength (λ)
 - energy (E)
- $c = \lambda\nu$
- $E = h\nu = hc/\lambda$




Color, Line Spectra, and the Bohr Model



interwum / depositphotos.com

Flame Tests

observe colors emitted by different metal ions



GIPhotoStock/Science Source
GIPhotoStock/Science Source

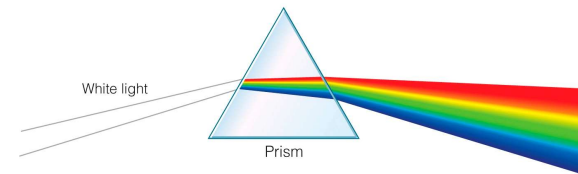
Photo credits: GIPhotoStock/Science Source

Gas lamps also produce unique colors:

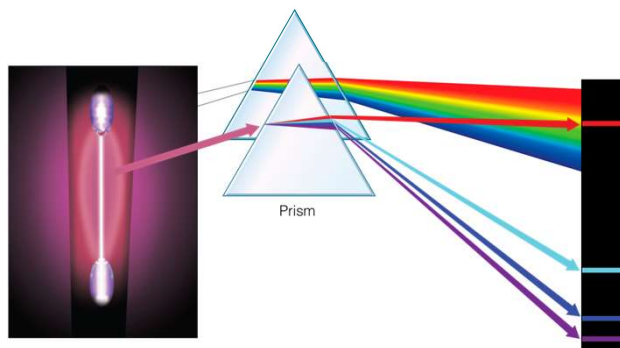


© 2005 Richard Megna/Fundamental
Photographs, NYC

Line Spectra




Line Spectra, Continued



Examples of Line Spectra

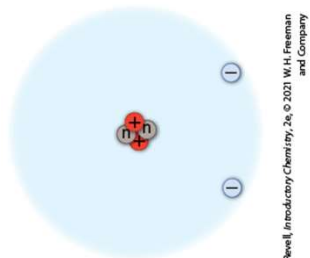
Each element produces a unique line spectrum.



Photoelectric Effect

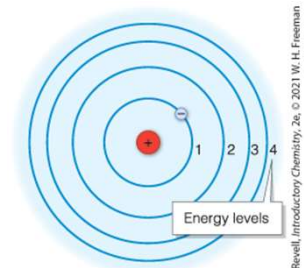
Early 20th Century:

- Dense nucleus surrounded by electrons
- *Photoelectric effect*: light causes atoms to eject electrons



The Bohr Model (1913)

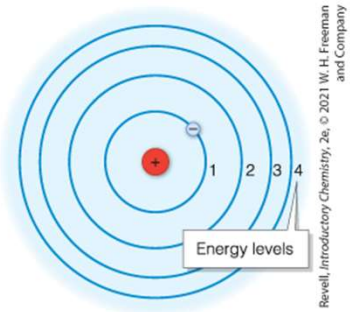
- Electrons orbit the nucleus.
- Only certain orbit energies are "allowed".
- Electrons can jump between levels.
- Light is absorbed or released when electrons jump.
- *Ground state*: all electrons in lowest possible levels.



The Bohr Model, Continued

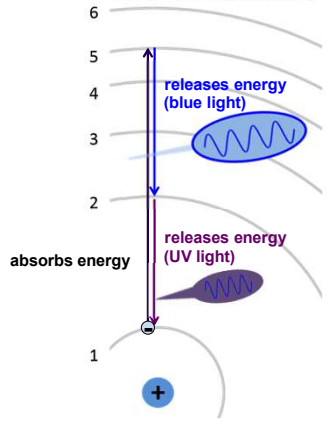


Reuell, Introductory Chemistry, 2e, © 2021 W. H. Freeman and Company



Reuell, Introductory Chemistry, 2e, © 2021 W. H. Freeman and Company

Bohr Model and Line Spectra



The Hydrogen Atom

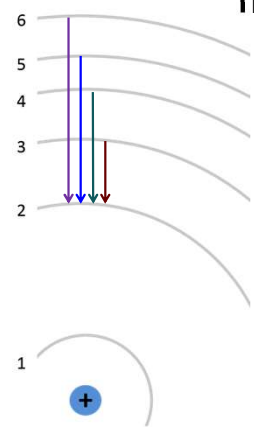


TABLE 4.1 Transition in the Hydrogen Line Spectrum

Transition	Color Produced
3 → 2	Red
4 → 2	Light blue
5 → 2	Indigo (deep blue)
6 → 2	Purple(violet)


Light and Electrons



Sources of Light



twais/Shutterstock



Johan Mard/Folio Images/Media Bakery

Do You Give Off Light?



Morty Rakusen/Getty Images

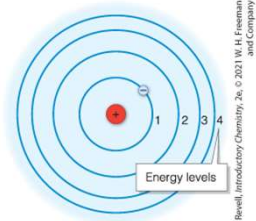
Summary of the Bohr Model

Explained

- The hydrogen line spectrum
- Some properties of main group elements

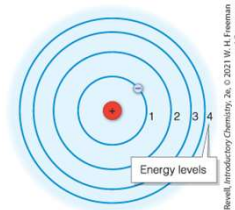
Did not explain

- More complex line spectra
- Properties of the transition elements




The Quantum Model and Electron Orbitals

Bohr Model:
1913



Quantum Model:
1920s-30s



Heisenberg's Uncertainty Principle

It is impossible to precisely know the exact velocity and location of a particle.

We describe the shape the blades occupy.



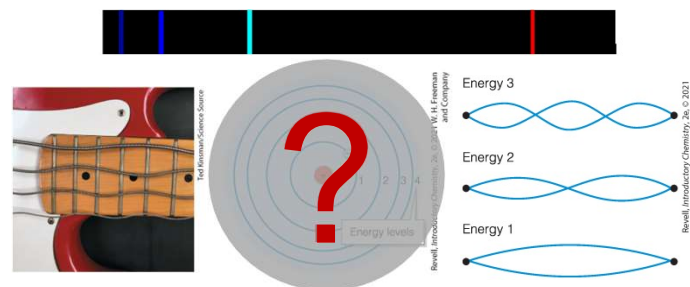
Ted Kinsman/Science Source

Quantum mechanics: describes electrons } most probable locations
energies

The wave nature of electrons

Tiny, fast-moving particles also behave as waves.

This explains electron energy levels.



Revell, Introductory Chemistry, © 2021 W. H. Freeman and Company


The Quantum Model

Main Ideas:

- uncertainty principle
- wave nature of electrons

QM describes electrons by

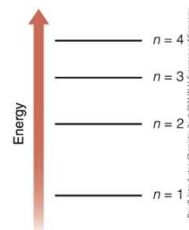
- energy
- probable locations



Revell, Introductory Chemistry, 2e, © 2021 W. H. Freeman and Company

Energy Levels and Sublevels, Part 1

1. Electrons occupy different energy levels.
 - Level is identified by its **principal quantum number, n** (1, 2, 3...)
 - Higher energy levels can hold more electrons



Level	Electron Capacity
1	2
2	8
3	18
4	32

Revell, Introductory Chemistry, 2e, © 2021 W. H. Freeman and Company

Energy Levels and Sublevels, Part 2

2. Each energy level contains one or more **sublevels**.

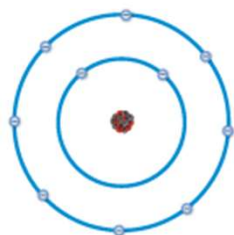
Sublevel
<i>s</i>
<i>p</i>
<i>d</i>
<i>f</i>

Energy Levels and Sublevels, Part 3


3. Each sublevel contains one or more **orbitals**.

Sublevel	Number of Orbitals
<i>s</i>	1
<i>p</i>	3
<i>d</i>	5
<i>f</i>	7

The Bohr Model and the Quantum Model



Bohr model
Electrons orbit like planets



Quantum model
Electrons behave like waves that occupy different regions

Revell, Introductory Chemistry,
2e, © 2021 W. H. Freeman and
Company

Energy Levels and Sublevels, Part 4

4. Each orbital holds up to two electrons.
- Electrons have a magnetic field, called spin.
 - Electrons with opposite spins pair together.



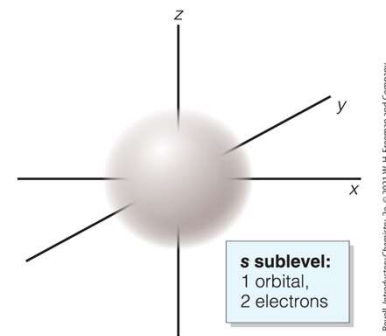
Revell, Introductory Chemistry,
2e, © 2021 W. H. Freeman and
Company

Energy Levels and Sublevels, Summary

1. Electrons occupy different energy levels.
2. Each level contains sublevels.
3. Each sublevel contains orbitals.
4. Each orbital holds up to two electrons.

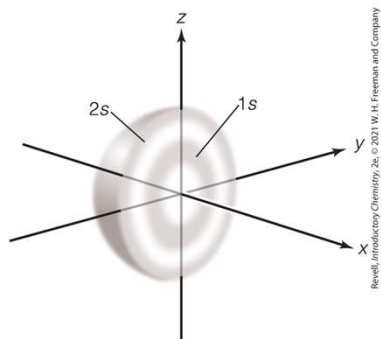
Sublevel	Number of Orbitals	Electron Capacity
<i>s</i>	1	2
<i>p</i>	3	6
<i>d</i>	5	10
<i>f</i>	7	14

Level 1: s only



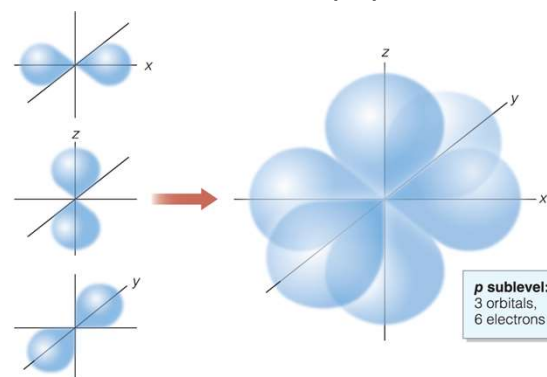
Revel, Introductory Chemistry, 2e, © 2021 W. H. Freeman and Company

Level 2: s + p, part 1



Revel, Introductory Chemistry, 2e, © 2021 W. H. Freeman and Company

Level 2: s + p, part 2



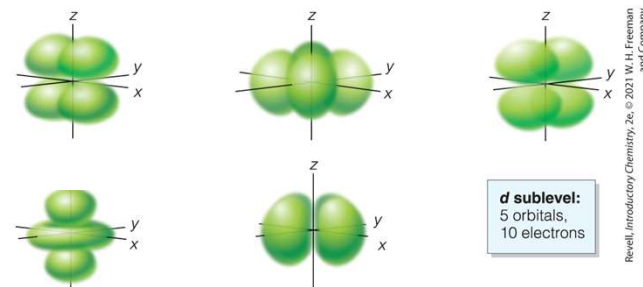
Revel, Introductory Chemistry, 2e, © 2021 W. H. Freeman and Company

Level 2: $s + p$, part 3

Sublevel	Number of Orbitals	Electron Capacity
s	1	2
p	3	6

Total: 8

Level 3: $s + p + d$, part 1

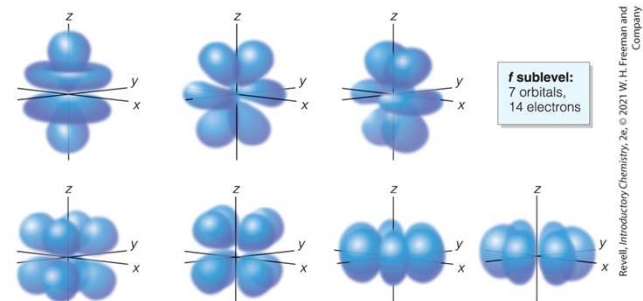


Level 3: $s + p + d$, part 2

Sublevel	Number of Orbitals	Electron Capacity
s	1	2
p	3	6
d	5	10

Total: 18

Level 4: $s + p + d + f$, part 1



Level 4: $s + p + d + f$, part 2

Sublevel	Number of Orbitals	Electron Capacity
s	1	2
p	3	6
d	5	10
f	7	14

Total: 32

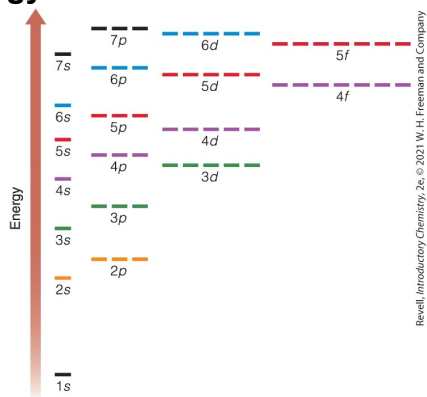
Summary of Atomic Energy Levels

TABLE 4.4 Energy Levels, Sublevels, and Electron Capacity

Energy Level	1	2	3	4
				$f(14 e^-)$
			$d(10 e^-)$	$d(10 e^-)$
Sublevels		$p(6 e^-)$	$p(6 e^-)$	$p(6 e^-)$
	$s(2 e^-)$	$s(2 e^-)$	$s(2 e^-)$	$s(2 e^-)$
Electron Capacity	2	8	18	32


Note : the symbol e^- means electron.

Energy Differences Between Levels

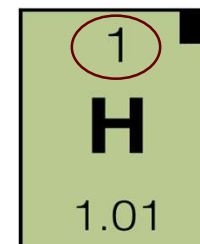


Describing Electron Configuration

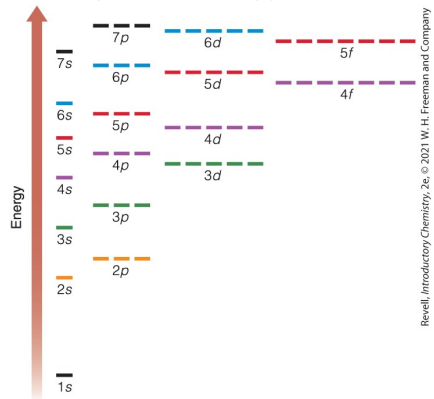
Quantum Model:
Energy levels – 1, 2, 3...
Energy sublevels – s, p, d, f



Revell, Introductory Chemistry,
2e, © 2021 W. H. Freeman and
Company

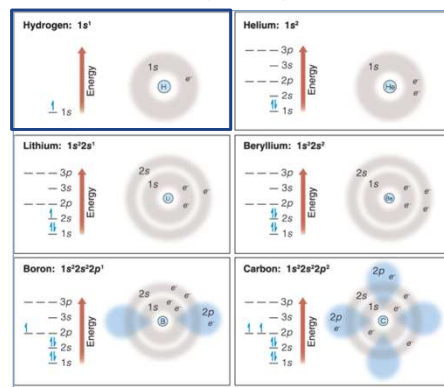


Filling the Energy Levels



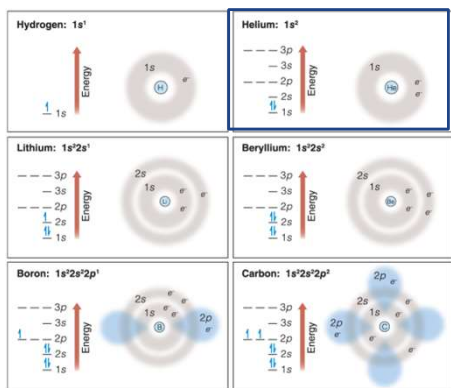
Revel, Introductory Chemistry, 2e, © 2021 W. H. Freeman and Company

Hydrogen:



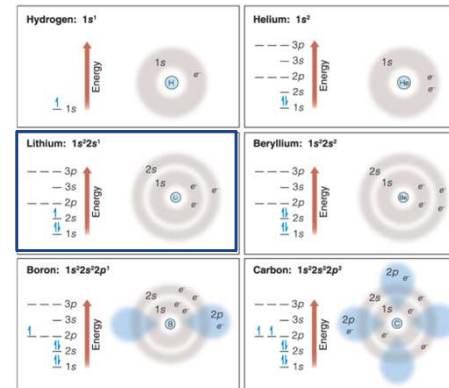
Revel, Introductory Chemistry, 2e, © 2021 W. H. Freeman and Company

Helium:



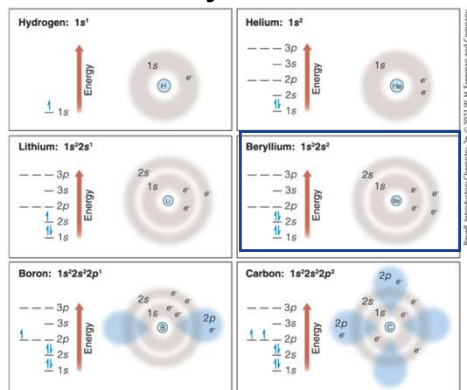
Revel, Introductory Chemistry, 2e, © 2021 W. H. Freeman and Company

Lithium:

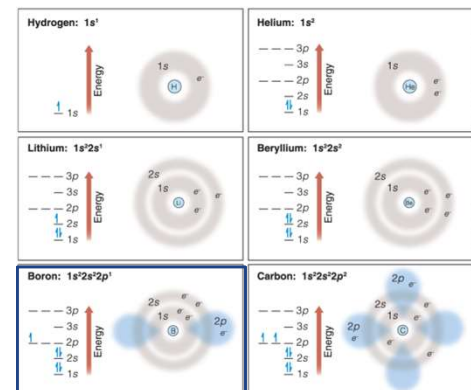


Revel, Introductory Chemistry, 2e, © 2021 W. H. Freeman and Company

Beryllium:



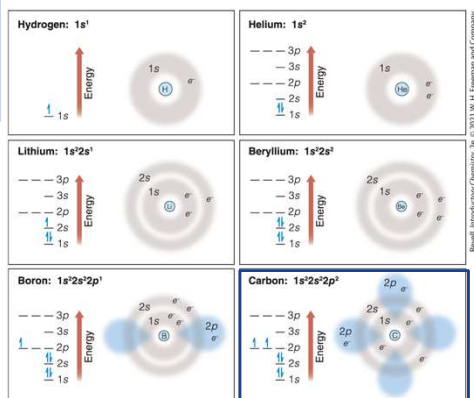
Boron:



Hund's Rule:

If empty orbitals of the same energy are available, electrons singly occupy orbitals rather than pairing together.

Carbon:



Electron Configurations of Row 2 Elements

3	4
Li	Be
6.94	9.01

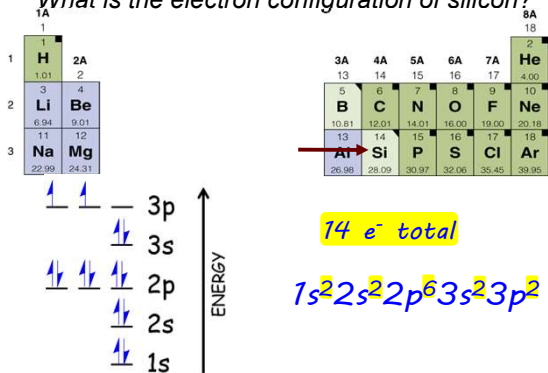
Li: $1s^2 2s^1$
Be: $1s^2 2s^2$

5	6	7	8	9	10
B	C	N	O	F	Ne
10.81	12.01	14.01	16.00	19.00	20.18

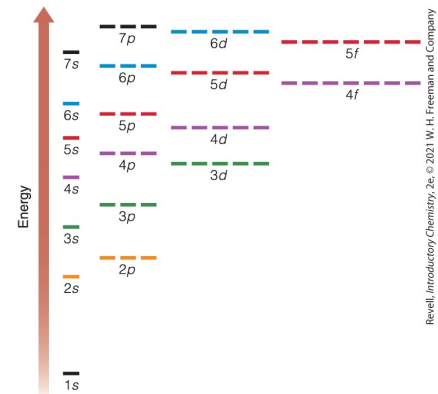
B: $1s^2 2s^2 2p^1$
C: $1s^2 2s^2 2p^2$
N: $1s^2 2s^2 2p^3$
O: $1s^2 2s^2 2p^4$
F: $1s^2 2s^2 2p^5$
Ne: $1s^2 2s^2 2p^6$

Example for Silicon

What is the electron configuration of silicon?



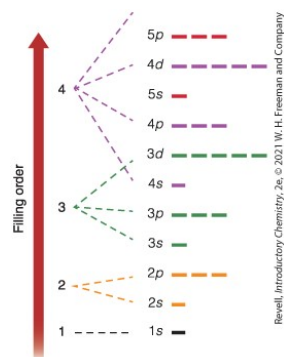
Energy Diagram and Writing Electron Configurations



Describing Electron Configuration, Part 2

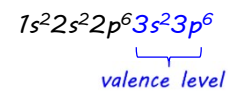
valence level: The highest occupied electron energy level

- Up to 8 electrons in valence level

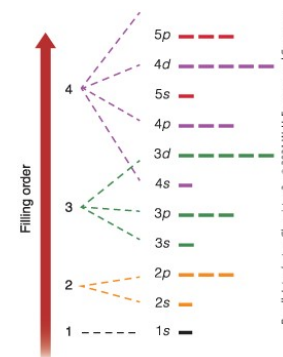
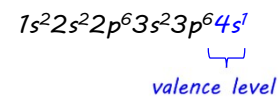


Describing Electron Configurations, Part 3

Argon: (18 e⁻)

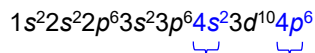
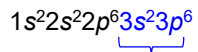
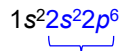


Potassium: (19 e⁻)



Noble Gases have Filled Valences

2	He
4.00	
10	Ne
20.18	
18	Ar
39.95	
36	Kr
83.80	



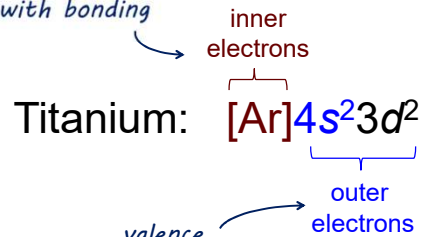
Octet Rule:
An atom is stabilized by having its highest-occupied (valence) energy level filled.

Electron Configurations for Larger Atoms

	inner electrons	Noble gas notation
Sodium:	$1s^2 2s^2 2p^6 3s^1$	$[\text{Ne}] 3s^1$
Phosphorous:	$1s^2 2s^2 2p^6 3s^2 3p^3$	$[\text{Ne}] 3s^2 3p^3$
Chlorine:	$1s^2 2s^2 2p^6 3s^2 3p^5$	$[\text{Ne}] 3s^2 3p^5$
	$1s^2 2s^2 2p^6 = [\text{Ne}]$	

Electron Configurations for Larger Atoms, Continued

not involved with bonding

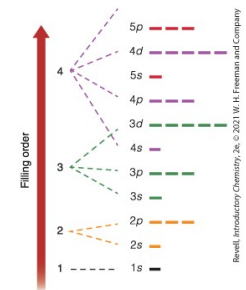
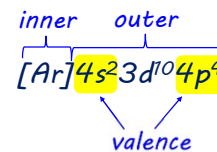


valence + d, f sublevels essential to bonding

Example of Writing an Electron Configuration

Write the electron configuration for selenium using the noble gas shorthand. Identify the inner electrons, the outer electrons, and the valence electrons.

34	Se
78.97	



Reuell, Introductory Chemistry, 2e, © 2021 W. H. Freeman and Company

Example, Electron Configuration for Ions - Sodium

11
Na
22.99

What is the electron configuration of a sodium atom?

What is the electron configuration of a sodium ion with a +1 charge?

species	Symbol	full configuration	noble-gas shorthand
sodium atom	Na	$1s^2 2s^2 2p^6 3s^1$	$[Ne] 3s^1$
sodium ion (+1 charge)	Na ⁺	$1s^2 2s^2 2p^6$	$[He] 2s^2 2p^6$ or $[Ne]$

Example, Electron Configuration for Ions - Oxygen

8
O
16.00

What is the electron configuration of an oxide ion, which is an oxygen ion with a charge of -2?

species	symbol	full configuration	noble-gas shorthand
oxygen atom	O	$1s^2 2s^2 2p^4$	$[He] 2s^2 2p^4$
oxide ion (-2 charge)	O ²⁻	$1s^2 2s^2 2p^6$	$[He] 2s^2 2p^6$ or $[Ne]$

Many ions form noble gas configurations

O: $1s^2 2s^2 2p^4$

Na: $1s^2 2s^2 2p^6 3s^1$


O²⁻: $1s^2 2s^2 2p^6$

Na⁺: $1s^2 2s^2 2p^6$

Ne: $1s^2 2s^2 2p^6$

These are isoelectronic

Electron Configuration and the Periodic Table



Group 1A Electron Configurations




3
Li
6.94
[He]2s¹

Lithium [He]2s¹
(3 electrons):



11
Na
22.99
[Ne]3s¹

Sodium [Ne]3s¹
(11 electrons):



19
K
39.10
[Ar]4s¹

Potassium [Ar]4s¹
(19 electrons):

Beil. Introductory Chemistry, 2e, © 2011 W. H. Freeman and Company
 Left top and middle: DK Science Source; Bottom: Andrew Lambert Photography/Science Source
 Right: Philip Bruns/Getty Images

Group 7A Electron Configurations

Fluorine: [He]2s²2p⁵

9
F
19.00
[He]2s²2p⁵

Chlorine: [Ne]3s²3p⁵

17
Cl
35.45
[Ne]3s²3p⁵

Bromine: [Ar]4s²3d¹⁰4p⁵

35
Br
79.90
[Ar]4s²3d¹⁰4p⁵

Row and Energy Level

The row indicates the highest occupied electron energy level.

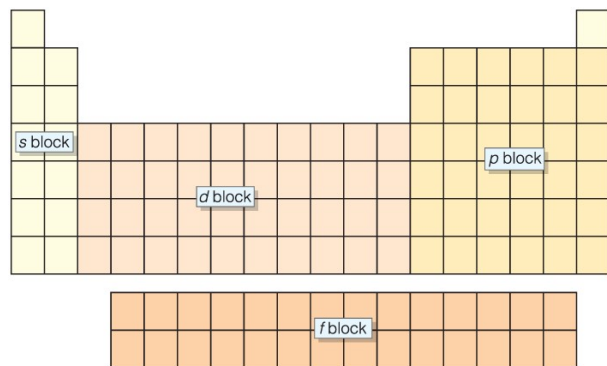
1	1																	2						
1	H																	He						
2	2																	10						
2	Li	Be																	B	C	N	O	F	Ne
3	3																	18						
3	Na	Mg											Al	Si	P	S	Cl	Ar						
4	4																	36						
4	K	Ca	Sc	Ti	V	Cr	Mn	Fe	Co	Ni	Cu	Zn	Ga	Ge	As	Se	Br	Kr						
5	5																	54						
5	Rb	Sr	Y	Zr	Nb	Mo	Tc	Ru	Rh	Pd	Ag	Cd	In	Sn	Sb	Te	I	Xe						
6	6																	86						
6	Cs	Ba	La	Hf	Ta	W	Re	Os	Ir	Pt	Au	Hg	Tl	Pb	Bi	Po	At	Rn						
7	7																	118						
7	Fr	Ra	Ac	Rf	Db	Sg	Bh	Hs	Mt	Ds	Rg	Cn	Nh	Fl	Mc	Lv	Ts	Og						
			f ¹	f ²	f ³	f ⁴	f ⁵	f ⁶	f ⁷	f ⁸	f ⁹	f ¹⁰	f ¹¹	f ¹²	f ¹³	f ¹⁴								
			Ce	Pr	Nd	Pm	Sm	Eu	Gd	Tb	Dy	Ho	Er	Tm	Yb	Lu								
			Th	Pa	U	Np	Pu	Am	Cm	Bk	Cf	Es	Fm	Md	No	Lr								

Column and Electron Configuration

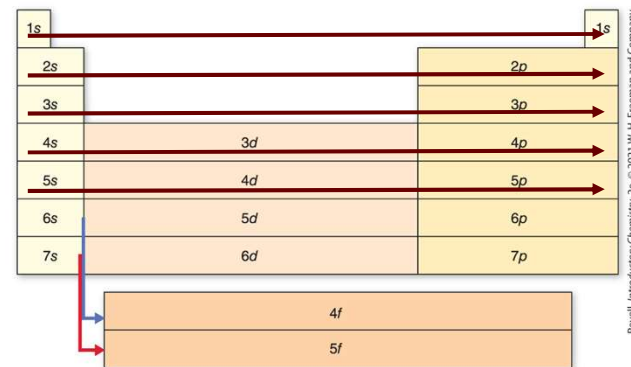
The column gives the outermost electron configuration.

1	1																	2						
1	H																	He						
2	2																	10						
2	Li	Be																	B	C	N	O	F	Ne
3	3																	18						
3	Na	Mg											Al	Si	P	S	Cl	Ar						
4	4																	36						
4	K	Ca	Sc	Ti	V	Cr	Mn	Fe	Co	Ni	Cu	Zn	Ga	Ge	As	Se	Br	Kr						
5	5																	54						
5	Rb	Sr	Y	Zr	Nb	Mo	Tc	Ru	Rh	Pd	Ag	Cd	In	Sn	Sb	Te	I	Xe						
6	6																	86						
6	Cs	Ba	La	Hf	Ta	W	Re	Os	Ir	Pt	Au	Hg	Tl	Pb	Bi	Po	At	Rn						
7	7																	118						
7	Fr	Ra	Ac	Rf	Db	Sg	Bh	Hs	Mt	Ds	Rg	Cn	Nh	Fl	Mc	Lv	Ts	Og						
			f ¹	f ²	f ³	f ⁴	f ⁵	f ⁶	f ⁷	f ⁸	f ⁹	f ¹⁰	f ¹¹	f ¹²	f ¹³	f ¹⁴								
			Ce	Pr	Nd	Pm	Sm	Eu	Gd	Tb	Dy	Ho	Er	Tm	Yb	Lu								
			Th	Pa	U	Np	Pu	Am	Cm	Bk	Cf	Es	Fm	Md	No	Lr								

Four Blocks of the Periodic Table



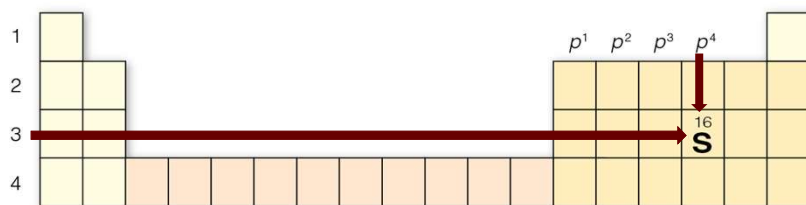
Organization of the Periodic Table



Sulfur Electron Configuration

What is the outermost electron configuration for sulfur?

$3p^4$




Highest-Energy Occupied Sublevel

Write the configuration for the highest-energy occupied sublevel for potassium, phosphorus, and iron.

K: $4s^1$

P: $3p^3$

Fe: $3d^6$

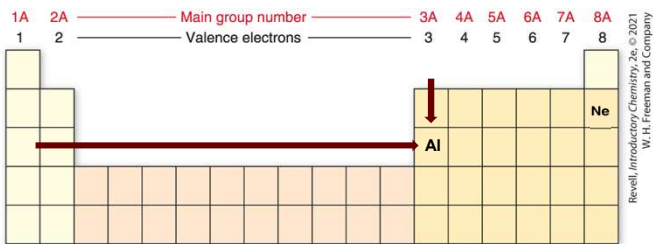


Electron Configuration of Aluminum

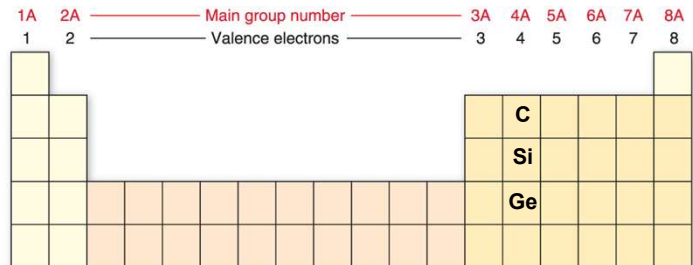
Write the electron configuration for aluminum.

How many valence electrons does aluminum have?

$[Ne]3s^23p^1$
3 valence electrons



Valence Electrons



Summary of Periodic Table Organization

The column gives the outermost electron configuration.


The row indicates the highest occupied electron energy level.

Revell, Introductory Chemistry, 2e, © 2021 W. H. Freeman and Company

Introductory Chemistry
Chem 103

Chapter 5 – Chemical Bonds and Compounds

Lecture Slides



Lewis Symbols and the Octet Rule

Valence electrons

- electrons in highest occupied energy level
- s and p sublevels
- generally up to 8 electrons

Group	1A	2A	3A	4A	5A	6A	7A	8A
Valence electrons	1	2	3	4	5	6	7	8
Configuration	s^1	s^2	s^2p^1	s^2p^2	s^2p^3	s^2p^4	s^2p^5	s^2p^6

H											He		
Li	Be							B	C	N	O	F	Ne
Na	Mg							Al	Si	P	S	Cl	Ar

Revel, Introductory Chemistry, 2e, © 2021
W. H. Freeman and Company

Lewis Symbols Show Valence Electrons

Lewis dot symbols

- Represent valence electrons as dots around atomic symbol

Group	1A	2A	3A	4A	5A	6A	7A	8A
Valence electrons	1	2	3	4	5	6	7	8
Configuration	s^1	s^2	s^2p^1	s^2p^2	s^2p^3	s^2p^4	s^2p^5	s^2p^6

$\text{Li} \cdot \quad \cdot \text{Be} \cdot$

 $\cdot \text{B} \cdot \quad \cdot \text{C} \cdot \quad \cdot \text{N} \cdot \quad \cdot \text{O} \cdot \quad \cdot \text{F} \cdot \quad \cdot \text{Ne} \cdot$

Revel, Introductory Chemistry, 2e, © 2021
W. H. Freeman and Company

The Octet Rule

Octet Rule: An atom is stabilized by having its valence energy level filled.



Noble gases fulfill the octet rule.

Other atoms fulfill the octet rule by:

- gaining or losing electrons (ions).
- sharing electrons.

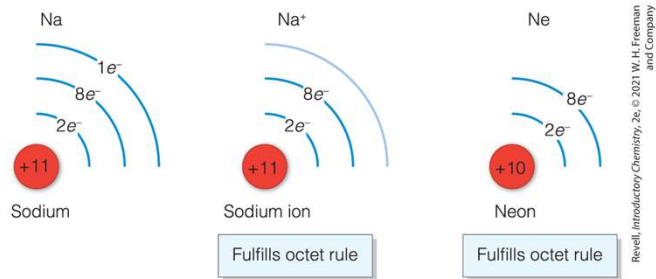
Ions

Atoms or groups of atoms that have an overall charge.

H ⁺												
Li ⁺	Be ²⁺									N ³⁻	O ²⁻	F ⁻
Na ⁺	Mg ²⁺							Al ³⁺		P ³⁻	S ²⁻	Cl ⁻
K ⁺	Ca ²⁺		Cr ²⁺	Mn ²⁺	Fe ²⁺	Co ²⁺		Cu ⁺	Zn ²⁺			Br ⁻
Rb ⁺	Sr ²⁺		Cr ³⁺	Mn ³⁺	Fe ³⁺	Co ³⁺		Ag ⁺		Sn ²⁺		I ⁻
										Pb ²⁺		
										Pb ⁴⁺		

Cations – positively charged ions

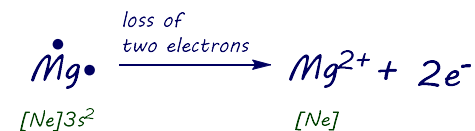
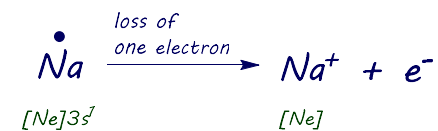
Main group metals fulfill the octet rule by forming cations



Lewis Structures Show Cation Formation

+1	+2
H ⁺	
Li ⁺	Be ²⁺
Na ⁺	Mg ²⁺
K ⁺	Ca ²⁺
Rb ⁺	Sr ²⁺

Revelle, Introductory Chemistry, 2e, © 2021 W. H. Freeman and Company



Transition metals also form cations.

Typical charges are +1, +2, +3, or +4
Some metals form multiple charged ions.
p-block metals also do this.

Revelle, Introductory Chemistry, 2e, © 2021 W. H. Freeman and Company

Naming Cations

Metal cations have the same name as the neutral metal.

Na⁺ sodium

Mg²⁺ magnesium

Atom	Ion	Older Name	Modern Name
Iron	Fe ²⁺	ferrous	iron(II)
	Fe ³⁺	ferric	iron(III)
Copper	Cu ⁺	cuprous	copper(I)
	Cu ²⁺	cupric	copper(II)

Practice Naming Cations

Name the following cations:

Ag⁺
silver

Pb²⁺
lead(II)

Pb⁴⁺
lead(IV)

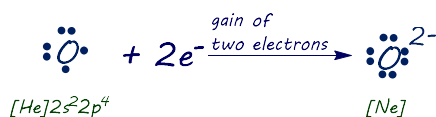
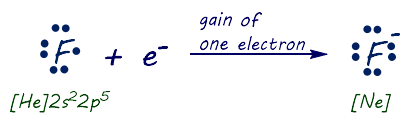
Revell, Introductory Chemistry, 2e, © 2021
W. H. Freeman and Company

Anions – negatively charged ions

N	O	F	
P	S	Cl	
	Se	Br	
		I	

Anions Fulfill the Octet Rule, Part 1

Most nonmetals fulfill the octet rule by gaining electrons.



	-2	-1	
O	F		
S	Cl		
Se	Br		
	I		

Anions Fulfill the Octet Rule, Part 2

Most nonmetals fulfill the octet rule by gaining electrons.

		5A	6A	7A	8A
		-3	-2	-1	
		N ³⁻	O ²⁻	F ⁻	
		P ³⁻	S ²⁻	Cl ⁻	
				Br ⁻	
				I ⁻	

Revell, Introductory Chemistry, 2e, © 2021 W. H. Freeman
and Company

Naming Anions: change ending to *-ide*

Atom	Anion Symbol	Anion Name
chlorine	Cl ⁻	chloride
oxygen	O ²⁻	oxide
sulfur	S ²⁻	sulfide
nitrogen	N ³⁻	nitride

Polyatomic ions: groups of atoms with a charge, part 1

NH ₄ ⁺ Ammonium			
NO ₃ ⁻	Nitrate	SO ₄ ²⁻	Sulfate
NO ₂ ⁻	Nitrite	SO ₃ ²⁻	Sulfite
CO ₃ ²⁻	Carbonate	HSO ₄ ⁻	Bisulfate (Hydrogen sulfate)
HCO ₃ ⁻	Bicarbonate (Hydrogen carbonate)	ClO ₄ ⁻	Perchlorate
PO ₄ ³⁻	Phosphate	ClO ₃ ⁻	Chlorate
HPO ₄ ²⁻	Hydrogen phosphate	ClO ₂ ⁻	Chlorite
C ₂ H ₃ O ₂ ⁻	Acetate	ClO ⁻	Hypochlorite
OH ⁻	Hydroxide	CrO ₄ ²⁻	Chromate
CN ⁻	Cyanide	Cr ₂ O ₇ ²⁻	Dichromate
O ₂ ²⁻	Peroxide	MnO ₄ ⁻	Permanganate

Polyatomic ions: groups of atoms with a charge, part 2

Oxyanions – contain oxygen

Usually named as element root + *-ate*

CO₃²⁻ carbonate

PO₄³⁻ phosphate

Polyatomic ions: groups of atoms with a charge, part 3

More than one oxyanion:

-ate more oxygen atoms
-ite fewer oxygen atoms

NO₃⁻ nitrate

NO₂⁻ nitrite

Polyatomic ions: groups of atoms with a charge, part 4

More than one oxyanion:

-ate more oxygen atoms

-ite fewer oxygen atoms

ClO_4^- perchlorate

ClO_3^- chlorate

ClO_2^- chlorite

ClO^- hypochlorite

Ions to Know

Monatomic atoms

H^+																								
Li^+	Be^{2+}																			N^{3-}	O^{2-}	F^-		
Na^+	Mg^{2+}																			Al^{3+}		P^{3-}	S^{2-}	Cl^-
K^+	Ca^{2+}				Cr^{3+}	Mn^{2+}	Fe^{2+}	Co^{2+}	Ni^{2+}	Cu^+	Zn^{2+}													Br^-
Rb^+	Sr^{2+}				Cr^{3+}	Mn^{2+}	Fe^{2+}	Co^{2+}	Ni^{2+}	Cu^+	Zn^{2+}	Ag^+												I^-

Polyatomic atoms

NH_4^+ Ammonium	
NO_3^- Nitrate	SO_4^{2-} Sulfate
CO_3^{2-} Carbonate	SO_3^{2-} Sulfite
HCO_3^- Bicarbonate (Hydrogen carbonate)	HSO_4^- Bisulfate (Hydrogen sulfate)
NO_2^- Nitrite	ClO_4^- Perchlorate
PO_4^{3-} Phosphate	ClO_3^- Chlorate
HPO_4^{2-} Hydrogen phosphate	ClO_2^- Chlorite
$\text{C}_2\text{H}_3\text{O}_2^-$ Acetate	ClO^- Hypochlorite
OH^- Hydroxide	$\text{Cr}_2\text{O}_7^{2-}$ Dichromate
CN^- Cyanide	$\text{Cr}_2\text{O}_4^{2-}$ Dichromate
O_2^{2-} Peroxide	MnO_4^- Permanganate

Ionic Bonds and Compounds

Monatomic atoms

H^+																								
Li^+	Be^{2+}																			N^{3-}	O^{2-}	F^-		
Na^+	Mg^{2+}																			Al^{3+}		P^{3-}	S^{2-}	Cl^-
K^+	Ca^{2+}				Cr^{3+}	Mn^{2+}	Fe^{2+}	Co^{2+}	Ni^{2+}	Cu^+	Zn^{2+}													Br^-
Rb^+	Sr^{2+}				Cr^{3+}	Mn^{2+}	Fe^{2+}	Co^{2+}	Ni^{2+}	Cu^+	Zn^{2+}	Ag^+												I^-

Polyatomic atoms

NH_4^+ Ammonium	
NO_3^- Nitrate	SO_4^{2-} Sulfate
CO_3^{2-} Carbonate	SO_3^{2-} Sulfite
HCO_3^- Bicarbonate (Hydrogen carbonate)	HSO_4^- Bisulfate (Hydrogen sulfate)
NO_2^- Nitrite	ClO_4^- Perchlorate
PO_4^{3-} Phosphate	ClO_3^- Chlorate
HPO_4^{2-} Hydrogen phosphate	ClO_2^- Chlorite
$\text{C}_2\text{H}_3\text{O}_2^-$ Acetate	ClO^- Hypochlorite
OH^- Hydroxide	$\text{Cr}_2\text{O}_7^{2-}$ Dichromate
CN^- Cyanide	$\text{Cr}_2\text{O}_4^{2-}$ Dichromate
O_2^{2-} Peroxide	MnO_4^- Permanganate

Ionic Bonds and Compounds, Continued



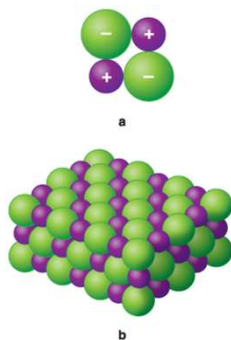
ionic bond – an attraction between oppositely charged ions

ionic compound – composed of charged ions

Metal cations and nonmetal anions form ionic compounds.

Ionic Compound Structure

ionic lattice – an array of positive and negative ions.



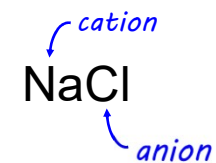
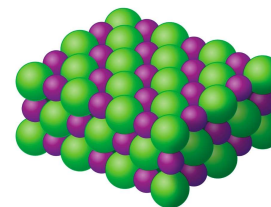
Revell, *Introductory Chemistry*, 2e, © 2021 W. H. Freeman and Company

Chemical Formulas

Show the type and amount of each element present

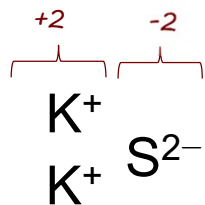
Empirical formula: The smallest whole-number ratio of atoms

Formula unit: The smallest number of ions necessary to form a compound



Ionic Compounds

Write the formula for a compound composed of potassium and sulfide ions.



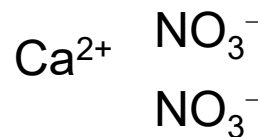
Total charge = 0
 K_2S

Revell, *Introductory Chemistry*, 2e, © 2021 W. H. Freeman and Company

positive charges must equal the negative charges.

Compounds with Polyatomic Ions

Write the formula for a compound composed of calcium and nitrate ions.



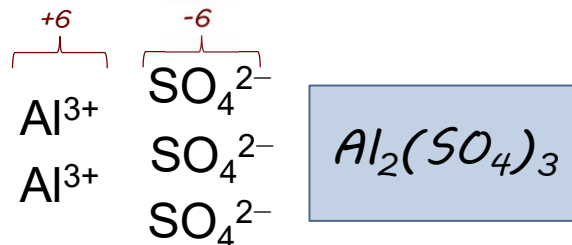
Total charge = 0
 $\text{Ca}(\text{NO}_3)_2$

Revell, *Introductory Chemistry*, 2e, © 2021 W. H. Freeman and Company

positive charges must equal the negative charges.

Compounds with Polyatomic Ions, Continued

Write the formula for a compound composed of aluminum and sulfate ions.



positive charges must equal the negative charges.

Naming Ionic Compounds, Part 1

cation anion

NaCl *sodium chloride*

MgCl₂ *magnesium chloride*

MgSO₄ *magnesium sulfate*

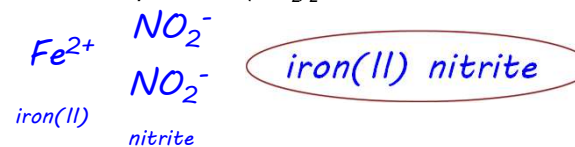
Naming Ionic Compounds, Part 2

Cu^+
CuCl cation anion
copper(I) chloride

CuCl₂ *copper(II) chloride*
 Cu^{2+}

Example, Naming Ionic Compounds

1. Name the compound Fe(NO₂)₂.

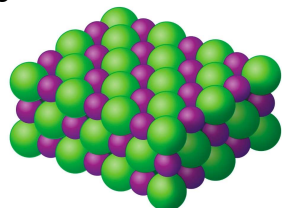


2. Write the empirical formula for ammonium sulfide.



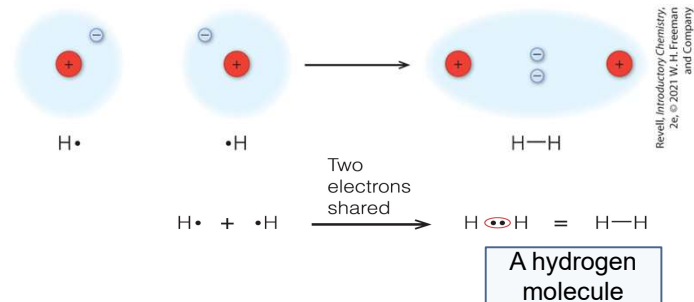
Summary, Ionic Compounds

- Ionic bonds occur between oppositely charged ions
- In ionic compounds, total charge = 0
- Named as “cation anion”
- Formula \leftrightarrow Name



Covalent Bonding, Part 1

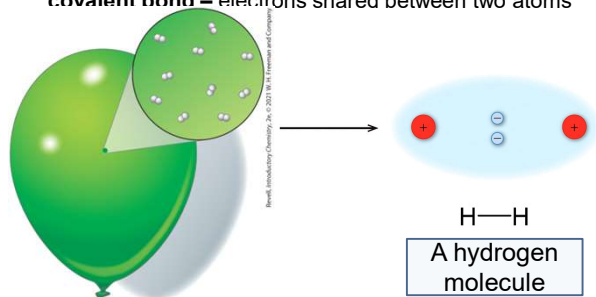
covalent bond – electrons shared between two atoms



By sharing electrons, each hydrogen completes its valence level.

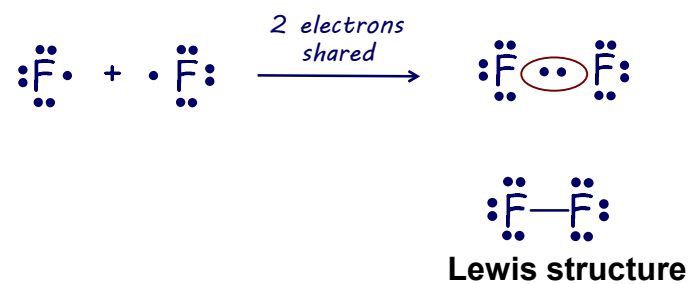
Covalent Bonding, Part 2

covalent bond – electrons shared between two atoms



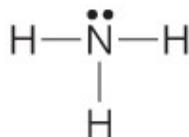
By sharing electrons, each hydrogen completes its valence level.

Covalent Bonding, Part 3



Electrons in Lewis Structures

In this structure, how many electrons does the nitrogen atom share through covalent bonds? How many of the valence nitrogen electrons are not shared? Does this nitrogen atom have a complete octet?

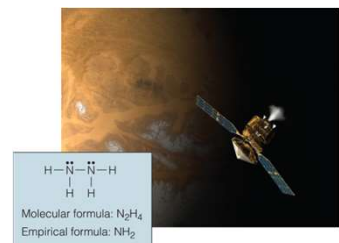


*Nitrogen has 6 shared electrons
and 2 unshared electrons*

8 electrons - a complete octet

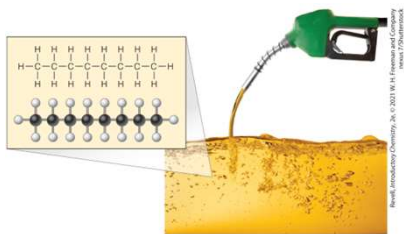
Covalent Compounds, Continued

molecular formula – gives the number of atoms in the molecule



Empirical Formula: NH_2
Molecular Formula: N_2H_4

Covalent Compound Structures



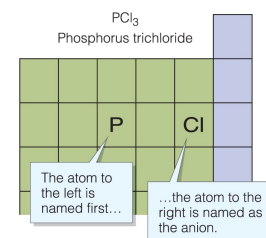
Covalent compounds often have complex structures.

Compound name	Formula
Phosphorus monoxide	PO
Diphosphorus trioxide	P_2O_3
Diphosphorus tetroxide	P_2O_4
Tetraphosphorus decoxide	P_4O_{10}

Naming Binary Covalent Compounds

Atoms	Prefix
1	mono-
2	di-
3	tri-
4	tetra-
5	penta-
6	hexa-
7	hepta-
8	octa-
9	nona-
10	deca-

PCl_3 phosphorus trichloride
 PCl_5 phosphorus pentachloride



* omit for first element

Using Greek Prefixes

“pent” or “penta”

PCl_5 phosphorus **pentachloride**

P_2O_5 diphosphorus **pentoxide**

Remove “a” if anion begins with a vowel.

Practice Naming Covalent Compounds

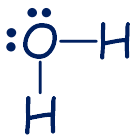
Nitrogen and oxygen form two covalent compounds, NO_2 and N_2O_4 . Name each of these compounds.

NO_2 nitrogen **dioxide**

N_2O_4 **dinitrogen tetroxide**

Summary of Covalent Compounds

- In covalent bonds, atoms share electrons
- Covalent bonds form between nonmetals
- Most covalent compounds form discrete molecules
- We describe molecules using
 - Lewis structures
 - Molecular formulas
- Naming binary covalent compounds
 - Leftmost element first
 - Second element named as anion
 - Prefixes indicate the number of atoms present

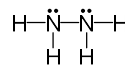


Distinguishing Ionic and Covalent Compounds

- To fulfill the octet rule, atoms
- gain or lose electrons (ions)
 - share electrons (covalent bonds)

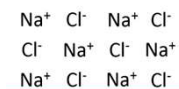
Covalent compounds

- share electrons
- between nonmetal atoms
- usually form molecules
- *molecular formula*



Ionic compounds

- oppositely-charged ions
- don't form molecules
- *formula unit or empirical formula*



Properties of Ionic and Covalent Compounds

Limestone
(CaCO_3)



Olive Oil



Left to right: © dekenardiff/depixphotos.com
Luis Carlos Jimenez del Rosario/Shutterstock

Identifying and Naming Compounds

Covalent compounds

- all nonmetals

Ionic compounds

- metal + nonmetal
- contains polyatomic ions

Identify these compounds as ionic or covalent, and name each one:



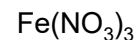
ionic

magnesium fluoride



covalent

diphosphorus tetroxide



ionic

iron(III) nitrate



covalent

sulfur hexachloride

Aqueous Solutions:

How Ionic and Covalent Compounds Differ

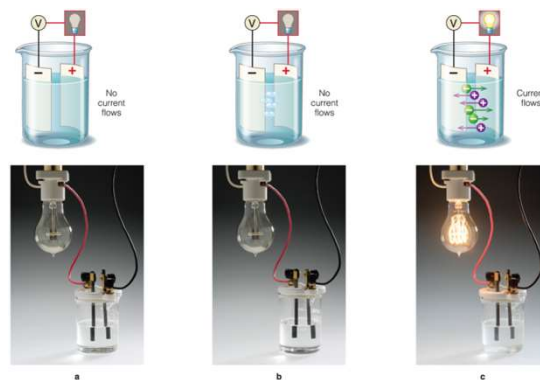
aqueous solution A homogeneous mixture, in which the main component is water

soluble Able to dissolve

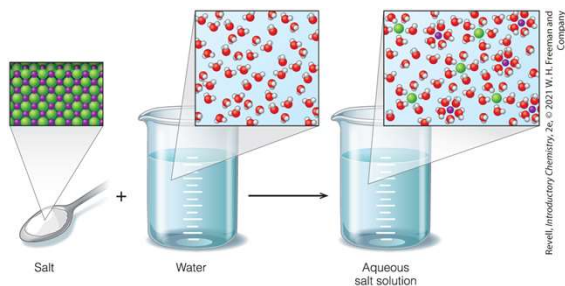


© Freepress/depixphotos.com

Electrolyte Solutions Conduct Electricity

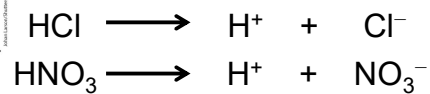


dissociation Ions are pulled apart in an aqueous solution



Acids

covalent compounds that produce H^+ ions in aqueous solution



Common Acids

Formula	Name	Formula	Name
HF	hydrofluoric acid	HNO ₃	nitric acid
HCl	hydrochloric acid	HNO ₂	nitrous acid
HBr	hydrobromic acid	H ₂ SO ₄	sulfuric acid
HI	hydroiodic acid	H ₃ PO ₄	phosphoric acid
H ₂ CO ₃	carbonic acid	HC ₂ H ₃ O ₂	acetic acid

Binary Acids

HF	hydrofluoric acid
HCl	hydrochloric acid
HBr	hydrobromic acid
HI	hydroiodic acid

Oxyacids

form H^+ and oxyanion

1. *-ate* → *-ic acid*

NO ₃ ⁻	nitrate	HNO ₃	nitric acid
CO ₃ ²⁻	carbonate	H ₂ CO ₃	carbonic acid
SO ₄ ²⁻	sulfate	H ₂ SO ₄	sulfuric acid
PO ₄ ³⁻	phosphate	H ₃ PO ₄	phosphoric acid

Oxyacids, Continued

form H^+ and oxyanion

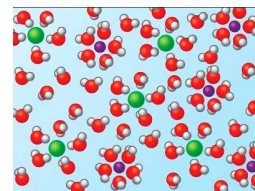
2. *-ite* \rightarrow *-ous acid*

NO_2^- nitrite HNO_2 nitrous acid

ClO_2^- chlorite $HClO_2$ chlorous acid

Summary, Electrolytes


electrolytes $\left\{ \begin{array}{l} \text{ionic compounds} \\ \text{acids (form } H^+ \text{ ions in water)} \end{array} \right.$



Introductory Chemistry
Chem 103

Chapter 6 – Chemical Reactions

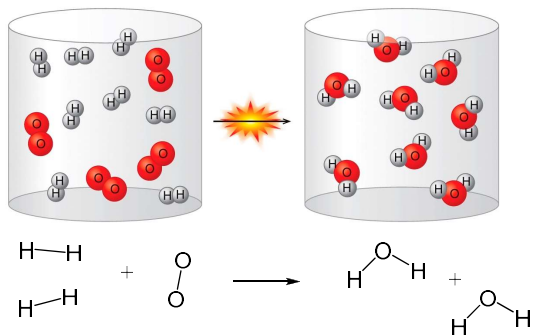
Lecture Slides



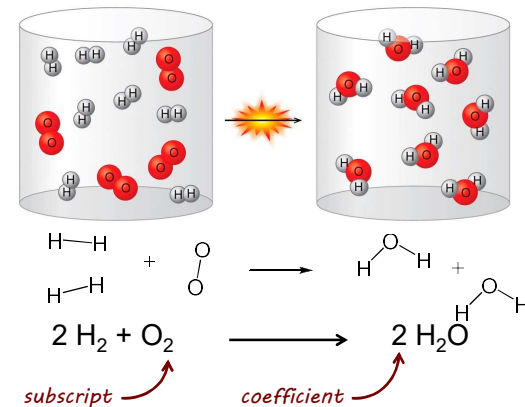
Chemical Equations



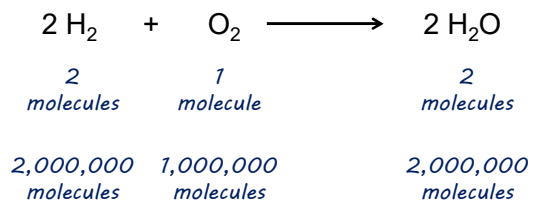
Chemical Equations Show Ratios of Substances



Chemical Equations Show Ratios of Substances, Continued



The Ratios In a Chemical Reaction Are Constant



In a **balanced equation**, the number and type of each atom are the same on both sides of the arrow.

Properly balanced – smallest whole-number ratio

Balancing Equations

In a **balanced equation**, the number and type of each atom are the same on both sides of the arrow.



Practice Balancing Equations



1. Identify number and type on each side.
2. Add coefficients to balance atoms.
3. Do not change subscripts.

Practice Balancing Equations, Continued



Balance elemental forms last.

Strategies for Balancing Equations

balance polyatomic ions



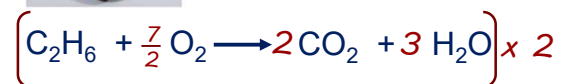
nitrate: NO_3^-

hydroxide: OH^-

Strategies for Balancing Equations, Continued



use a fractional coefficient for diatomic molecules



need 7 oxygen atoms!



Equations with Phase Notations

phase notations: show phase or state of reaction components

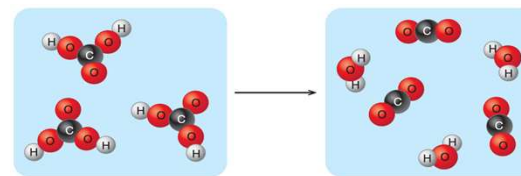


TABLE 6.1 Phase Symbols

Symbol	Meaning
(s)	Solid
(l)	Liquid
(g)	Gas
(aq)	Aqueous solution (dissolved in water)

Aqueous Solutions

(aq) – indicates the substance is dissolved in water



Revel, Introductory Chemistry, 2e, © 2021
W. H. Freeman and Company



Chemical Equations Can Show Changes of State



Zoom Team/Shutterstock

Classifying Reactions, Part 1



Classifying Reactions, Part 2



Classifying Reactions, Part 3

Decomposition:

One forms two or more




Single Displacement:

One element replaces another



Synthesis (Combination):

Two form one



Double Displacement:

Two ions replace each other




Revell, Introductory Chemistry, 2e, © 2021
W. H. Freeman and Company

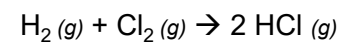
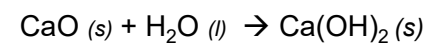
Decomposition Reactions



Decomposition:
One forms two or more



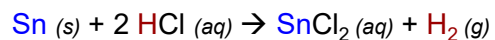
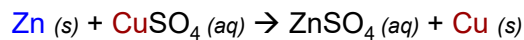
Synthesis Reactions



Synthesis (Combination):
Two form one

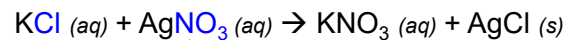


Single Displacement Reactions



Single Displacement:
One element replaces another

Double Displacement Reactions

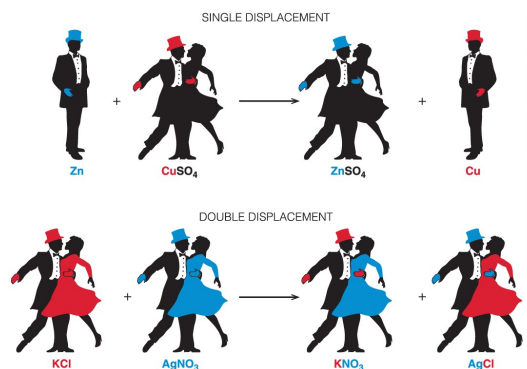


The anions "swap" positions



Double Displacement
Two ions replace each other

Single and Double Displacement Reactions

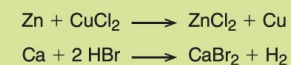


Classifying Reactions Summary

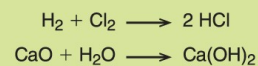
Decomposition:
One forms two or more



Single Displacement:
One element replaces another



Synthesis (Combination):
Two form one



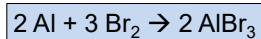
Double Displacement:
Two ions replace each other



Revell, Introductory Chemistry, 2e, © 2021
W. H. Freeman and Company

Reactions between Metals and Nonmetals

Metal + Nonmetal → Ionic Compound



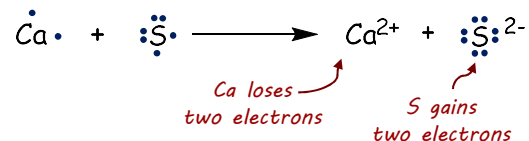
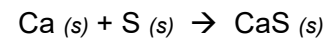
© 2008 Richard Megna/Fundamental Photographs

metal cation + nonmetal anion

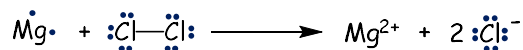
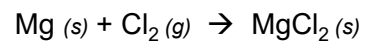
oxidation – loss of electrons

reduction – gain of electrons

Reactions between Metals and Nonmetals Example 1



Reactions between Metals and Nonmetals Example 2



Metals and Nonmetals Form Specific, Stable Ions.

Monatomic atoms

H ⁺																		
Li ⁺	Be ²⁺											N ³⁻	O ²⁻	F ⁻				
Na ⁺	Mg ²⁺										Al ³⁺		P ³⁻	S ²⁻	Cl ⁻			
K ⁺	Ca ²⁺			Cr ²⁺	Mn ²⁺	Fe ²⁺	Co ²⁺		Cu ⁺	Zn ²⁺					Br ⁻			
Rb ⁺	Sr ²⁺			Cr ³⁺	Mn ³⁺	Fe ³⁺	Co ³⁺		Cu ²⁺									
									Ag ⁺									
												Sn ²⁺						
												Sn ⁴⁺						
												Pb ²⁺						
												Pb ⁴⁺						

Introductory Chemistry, 2e, © 2021 W. H. Freeman and Company

Reactions Between Metals and Nonmetals Practice

What compound is formed when aluminum metal reacts with chlorine gas? Write a balanced equation for this reaction.



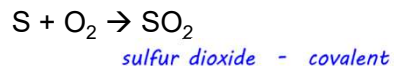
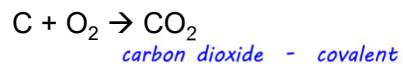
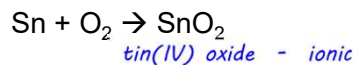
Reactions Between Metals and Nonmetals, More Practice

When tin metal reacts with bromine, it is oxidized to the tin(IV) ion, while bromine is reduced to form bromide ions. Write a balanced equation for this reaction.



Combustion Reactions

reactions in which oxygen gas combines with elements or compounds to produce oxides.



Hydrocarbons compounds composed of hydrogen and carbon

TABLE 6.2 Common Hydrocarbons

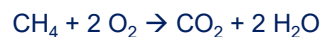
Formula	Name	Use
CH ₄	Methane	Natural gas
C ₂ H ₂	Acetylene	Torches for cutting and welding
C ₂ H ₄	Ethylene	Manufacture of plastic
C ₃ H ₈	Propane	Natural gas component; used for heating and power
C ₄ H ₁₀	Butane	Lighter fluid
C ₆ H ₆	Benzene	Solvent; precursor for many pharmaceutical compounds
C ₈ H ₁₈	Octane	Component of gasoline



Frankreporter/Getty Images

Combustion of Hydrocarbons

hydrocarbon + oxygen → carbon dioxide + water



Cheriko Danil/Vlaxen/Shutterstock

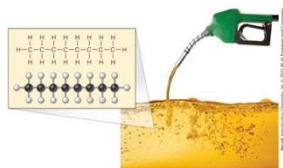


Photo: Peter Schmitt/Photo 12/Photo 12

The Combustion of Sulfur Produces Sulfur Oxides

Sulfur Oxides
(SO_x)
SO
SO₂
SO₃
SO₄
S₂O₇



Rudmer Zwerver/Shutterstock

Combustion Reactions Practice

Write a balanced equation for the combustion of calcium metal.



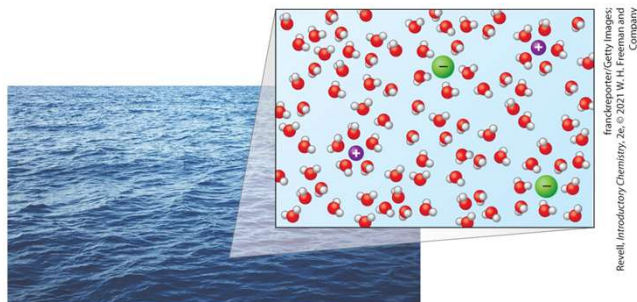
Combustion Reactions, More Practice

Write a balanced equation for the combustion of propane gas, a common fuel used for home heating, cooking, etc. The formula for propane is C₃H₈.



Reactions in Aqueous Solution

Ionic compounds **dissociate** when dissolved in water.

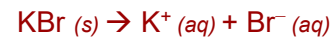


Comparing Molecular and Ionic Equations

molecular equation – shows ions together as compounds

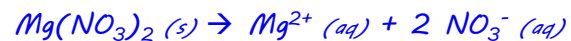


ionic equation – shows dissociated ions as separate species



Writing Ionic Equations Practice

Show this process as an ionic equation:

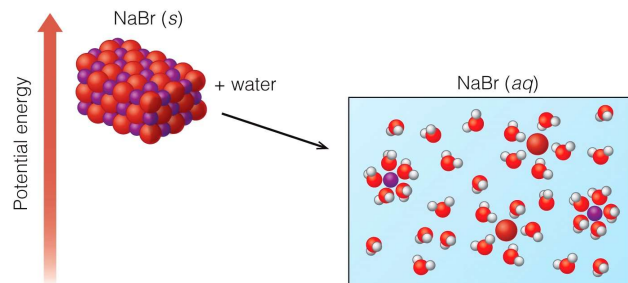


Predicting Solubility

Many ionic compounds are **insoluble** in water.



Predicting Solubility, Continued



Factors affecting solubility

- Charge on Ions
- Size of Ions
- How tightly ions pack together

Soluble

NaCl (Na^+ and Cl^-)
 KNO_3 (K^+ and NO_3^-)
 NH_4Br (NH_4^+ and Br^-)

Insoluble

Fe_2O_3 (Fe^{3+} and O^{2-})
 PbS (Pb^{2+} and S^{2-})
 BaCO_3 (Ba^{2+} and CO_3^{2-})

Solubility Rules:

- Halogens (F^- , Br^- , Cl^- , I^-) are soluble
 – Unless bonded to Ag^+ or Pb^{2+}

Soluble

KF
 ZnCl_2
 FeBr_2
 CuI

Insoluble

AgF
 AgCl
 PbBr_2
 PbI_2

Solubility Rules, Continued

TABLE 6.3 Solubility Rules

Compounds Containing These Ions Are Nearly Always Soluble	
→ Alkali metals	Li^+ , Na^+ , K^+ , Rb^+
→ Ammonium	NH_4^+
→ Large -1 oxyanions	NO_3^- , ClO_3^- , ClO_4^- , $\text{C}_2\text{H}_3\text{O}_2^-$
Compounds Containing These Ions Are Usually Soluble	
→ Halides (except Pb^{2+} , Ag^+)	F^- , Cl^- , Br^- , I^-
→ Sulfate (except Ba^{2+} , Ca^{2+} , Pb^{2+} , Ag^+)	SO_4^{2-}
Not Soluble	
→ Most other ions	

Solubility Tables

	Ammonium	Sodium	Potassium	Silver	Magnesium	Calcium	Barium	Iron(II)	Zinc	Copper(II)	Lead(II)	Iron(III)	Aluminum
Nitrate	NO ₃ ⁻												
Chlorate	ClO ₃ ⁻												
Perchlorate	ClO ₄ ⁻												
Acetate	C ₂ H ₃ O ₂ ⁻												
Chloride	Cl ⁻												
Bromide	Br ⁻												
Iodide	I ⁻												
Sulfate	SO ₄ ²⁻												
Hydroxide	OH ⁻												
Sulfite	SO ₃ ²⁻												
Carbonate	CO ₃ ²⁻												
Phosphate	PO ₄ ³⁻												

Legend: Soluble (Yellow), Insoluble (Blue)

Ex.: CaCl_2 soluble
 Mg(OH)_2 insoluble

Determine Solubility

Determine whether the following compounds are soluble or insoluble in water:

Na_3PO_4 soluble
 AlCl_3 soluble
 CaCO_3 insoluble


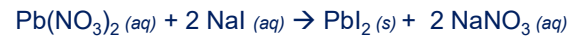
TABLE 6.3 Solubility Rules

Compounds Containing These Ions Are Nearly Always Soluble	
Alkali metals	Li ⁺ , Na ⁺ , K ⁺ , Rb ⁺
Ammonium	NH ₄ ⁺
Large -1 oxyanions	NO ₃ ⁻ , ClO ₃ ⁻ , ClO ₄ ⁻ , C ₂ H ₃ O ₂ ⁻
Compounds Containing These Ions Are Usually Soluble	
Halides (except Pb ²⁺ , Ag ⁺)	F ⁻ , Cl ⁻ , Br ⁻ , I ⁻
Sulfate (except Ba ²⁺ , Ca ²⁺ , Pb ²⁺ , Ag ⁺)	SO ₄ ²⁻
Not Soluble	
Most other ions	


Precipitation Reactions

precipitation reaction two aqueous solutions produce an insoluble product

precipitate the solid product formed in the reaction

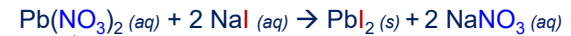


$\text{Pb(NO}_3)_2(aq)$




$\text{NaI}(aq)$

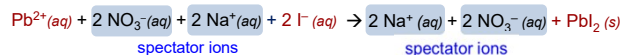
Precipitation Reactions Are Double Displacement Reactions



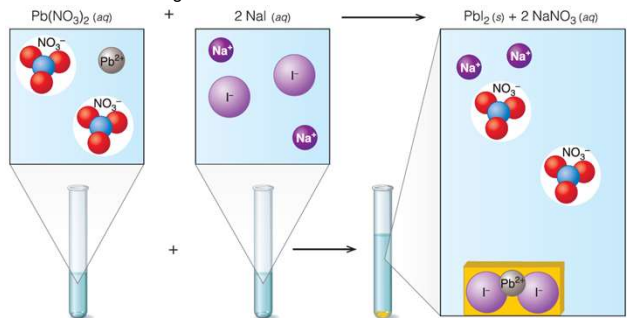
The anions "swap" positions



How Precipitation Reactions Occur

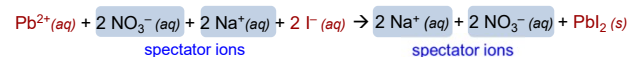


Driving force - formation of the solid

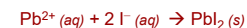


Comparing Complete and Net Ionic Equations

Complete ionic equation
shows all ions present



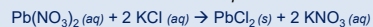
Net ionic equation
Only include ions involved in the precipitation



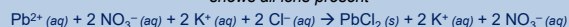
Writing Precipitation Reactions

Three ways to show a precipitation reaction:

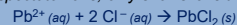
Molecular Equation
shows neutral compounds



Complete Ionic Equation
shows all ions present



Net Ionic Equation
Omits spectator ions; only shows ions that react.

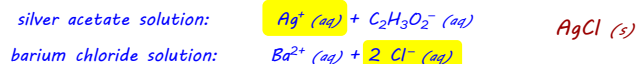


Use solubility rules to predict precipitation reactions.

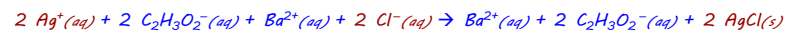
Precipitation Reactions Practice



When aqueous silver acetate is combined with aqueous barium chloride, a white precipitate forms. Write balanced complete ionic, net ionic, and molecular equations to show the reaction that takes place. Include phase symbols.



Complete ionic equation



Net ionic equation



Molecular equation



Summary of Precipitation Reactions

- Soluble ionic compounds dissociate in water.
- Some ionic compounds are insoluble in water.
- Solubility rules predict the solubility of compounds.
- Precipitation reaction: two solutions combine to produce an insoluble product.
- We describe reactions in solution using
 - molecular equations
 - complete ionic equations
 - net ionic equations

Reactions in Aqueous Solution

acids compounds that produce H^+ ions in aqueous solution

TABLE 6.4 Common Acids

Formula	Name
HF	Hydrofluoric acid
HCl	Hydrochloric acid
HBr	Hydrobromic acid
HI	Hydroiodic acid
H_2CO_3	Carbonic acid
HNO_3	Nitric acid
HNO_2	Nitrous acid
H_2SO_4	Sulfuric acid
H_3PO_4	Phosphoric acid
$HC_2H_3O_2$	Acetic acid



Reactions in Aqueous Solution, Continued

bases compounds that produce OH^- ions in aqueous solution

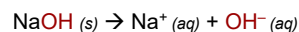


TABLE 6.5 Common Hydroxide Base

Formula	Name
LiOH	Lithium hydroxide
NaOH	Sodium hydroxide
KOH	Potassium hydroxide
$Ba(OH)_2$	Barium hydroxide

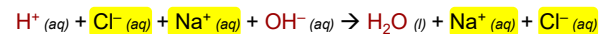
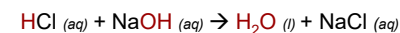
Neutralization Reactions

Acids and bases undergo **neutralization reactions**.

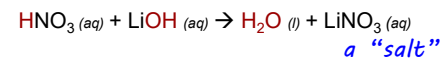


acid + base \rightarrow water + salt

Ex.: hydrochloric acid reacts with sodium hydroxide

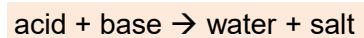


Ex.: nitric acid reacts with lithium hydroxide



Neutralization Reactions, Continued

Acid-base neutralization is a **double displacement reaction**.



The formation of water is the driving force for the reaction.

Acid-Base Reactions Practice

Write a balanced equation to show the reaction of sulfuric acid with sodium hydroxide. Include phase symbols.

